



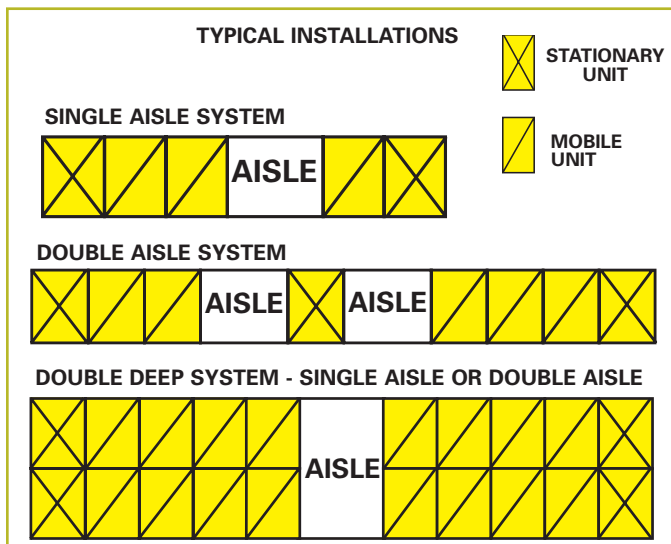
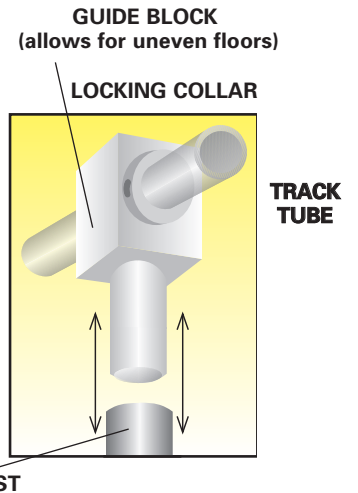
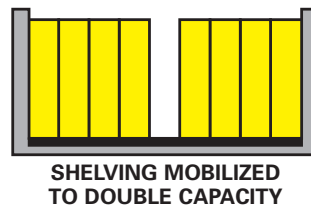
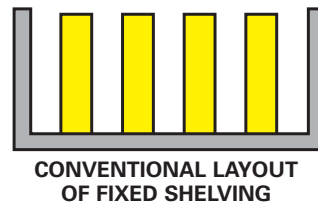
# SPACE-TRAC SHELVING SYSTEM – #105

Item # \_\_\_\_\_ Job # \_\_\_\_\_

## HIGH DENSITY MOBILE STORAGE SYSTEM Maximize Your Storage with Minimum Floor Space



Double your storage space capacity instantly with this economical mobile shelving system. Provides instant access to inventory and allows maximum air and light circulation. **Space-Trac** is designed to eliminate unnecessary aisles, free-up floor space and increase the number of shelving units that can be used in a designated area. This is done by combining stationary and mobile units, to create or eliminate aisles as needed. The stainless steel overhead track assures smooth shifting of units, eliminates dirt and debris build-up that usually occurs with floor mounted systems and compensates for uneven floors. Both stationary and mobile units are available with a variety of shelf sizes and finishes. Mobile units have 5" polyurethane wheel casters. Simple installation makes this system practical and easy to use.



**NEXEL INDUSTRIES INC.**  
 11 Harbor Park Drive  
 Port Washington, NY 11050 U.S.A  
 1-800-245-6682  
 NY: 1-516-484-5225 | FAX: 1-516-625-0084  
 E-mail: nexelinfo@nexelwire.com  
 www.nexelwire.com

# SPACE-TRAC SHELVING SYSTEM – #105



Item # \_\_\_\_\_ Job # \_\_\_\_\_

## HOW TO ORDER:

### Simple to Install, Simple to Use

When choosing component parts, the following factors must be determined.

- 1 - The length of Space-Trac necessary.**  
A-Combine the widths of necessary stationary and mobile units. Add minimum 30" for a single aisle and 2" for every mobile unit used to compensate for bumpers.
- 2 - The shelf length you want to work with** - all shelves must be same length. It is desirable that all shelves be the same width, but it is not required. For simplicity, if choosing different sizes, make stationary units one width and mobile units another.
- 3 - Height of Unit** - when choosing post height, all units must be same height.
- 4 - Choose finish of shelving and posts**, depending on your needs (see Nexel Catalog).

### 5 - When ordering component parts remember:

- A** - Each **Stationary Unit** requires 1 stationary unit kit, 4 posts and shelves (you determine number).  
**WIRE SHELVES** - see Nexel Catalog  
**SOLID SHELVES** - see Nexel Catalog
- B** - Each **Mobile Unit** requires 1 mobile unit kit and shelves (you determine number).
- C** - **Space-Trac Guide Bar** (custom sized to a max. length of 12 ft.) for longer systems, order one Joining Insert to connect each additional guide bar ordered.

You must order a guide bar for the front and back length of the system.

Note: For double aisle and double deep systems check with Nexel for quote.

## SAMPLE ORDER

### What You Would Need To Order For Illustration Shown

#### A - 2 - Stationary Units

Consist of: 8 #P86C Posts (4 per unit)  
8 #S2148C Shelves (4 per unit)  
2 #STS1 Stationary Unit Kits (1 per

unit)

#### B - 3 - Mobile Units

Consist of: 3 #STM861C Mobile Unit Kits (1 per unit)  
12 #S2148C Shelves (4 per unit)

#### C - 24 Feet Space Trac Guide Bar

Consists of: 2 #ST1030 Guide Bars @12 ft. each,  
equals 24 ft. (Sold by the foot)

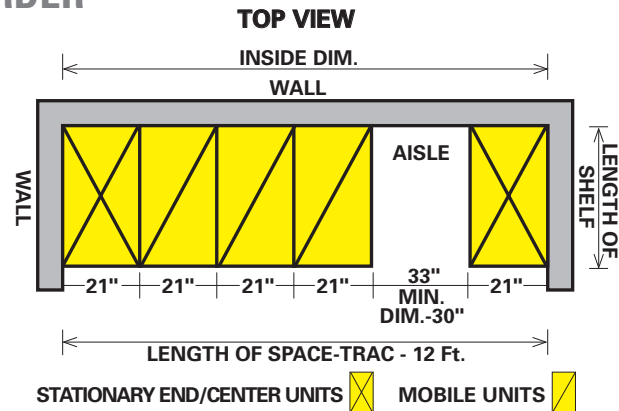
#### STATIONARY UNIT KIT Model No. **STS1**

Consists of the following parts:  
4 Guide Blocks  
4 Locking Collars  
4 Foot Plates

#### MOBILE UNIT KIT - order shelves separately to match the width of mobile units.

Consists of the following parts:  
4 Guide Blocks  
4 Posts  
4 Casters  
2 Tie Bars

Width"	Overall Height"	<b>POLYFLBRITE</b>	<b>CHROME</b>	<b>NEXELON</b>
18	76	STM748Z	STM748C	STM748N
18	88	STM868Z	STM868C	STM868N
21	76	STM741Z	STM741C	STM741N
21	88	STM861Z	STM861C	STM861N
24	76	STM744Z	STM744C	STM744N
24	88	STM864Z	STM864C	STM864N



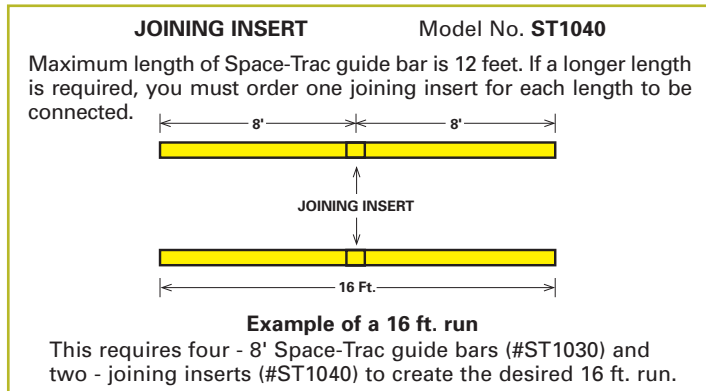
POSTS - for Stationary End/Center Units			
Overall Height"	<b>POLYFLBRITE</b> Model No.	<b>CHROME</b> Model No.	<b>NEXELON</b> Model No.
76	P74Z	P74C	P74N
88	P86Z	P86C	P86N

**WIRE SHELVES** - see Nexel Catalog

**SOLID SHELVES** - see Nexel Catalog

**SPACE-TRAC GUIDE BAR** - specify required length and order required joining inserts - see example of 16 ft. run.  
Model No. **ST1030**

**SPACE-TRAC GUIDE BAR END CAP** - Model No. **ST1060**



NEXEL INDUSTRIES INC. 11 Harbor Park Drive, Port Washington, NY 11050 USA

1-800-245-6682 | NY: 1-516-484-5225 | FAX: 1-516-625-0084 | E-mail: nexelinfo@nexelwire.com | www.nexelwire.com